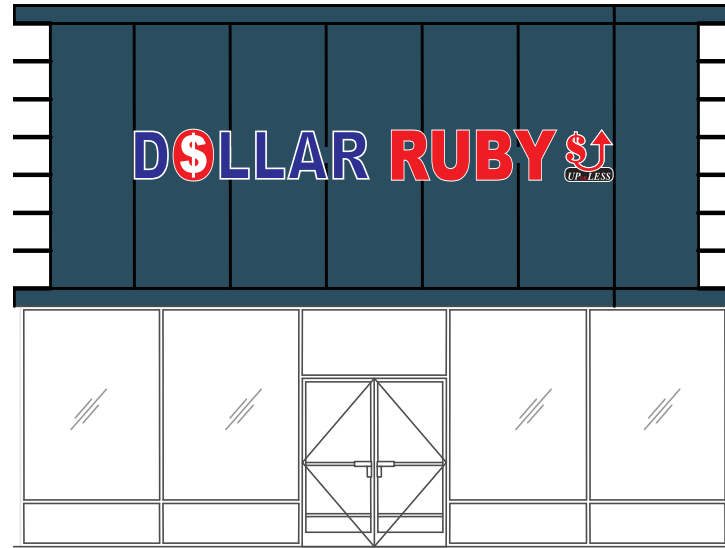


Raceway

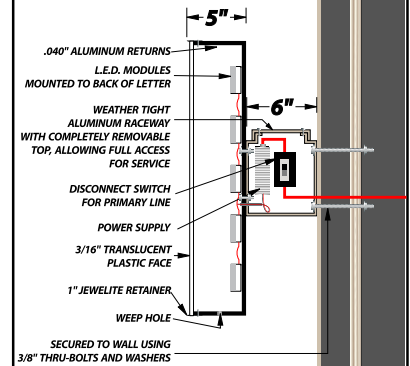


Existing internally illuminated sign
3' x 26' = 78 sq.ft.




Calculations:
Storefront: 22'-6" x 30'-0" = 675 sq.ft.
Allowed Signage: 8% = 54 sq.ft.

FRONT-LIT LED CHANNEL LETTERS ON RACEWAY TYPICAL CONSTRUCTION - N.T.S.



- ALL COMPONENTS, WIRING & CONSTRUCTION TO BE UL APPROVED -
STANDARD 120 PRIMARY WITH DISCONNECT SWITCH

This sign is intended to be installed in accordance with the requirements of Article 600 of the National Electrical Code and/or other applicable local codes. This includes proper grounding and bonding of the sign.



PROPOSED RACEWAY SIGN

40.8 sq.ft

- Internally illuminated channel letters
- White LEDs
- 3/16" seamless white acrylic faces
- White trimcaps & returns
- Premium grade translucent vinyl overlay
- 8" aluminum raceway

- 3M 3630-337 Process Blue
- 3M 3630-33 Red
- Pantone 7545C
- Sherwin Williams 7615 Sea Serpent

BUTLER
SIGN COMPANY

COPYRIGHT NOTICE: This drawing, its contents, concepts, ideas, inventions, design intent and related methods are copyright protected by Butler Sign Company. Use of this drawing without permission, by parties other than Butler Sign Company is strictly forbidden.

File Name: Stadium Plaza Bldg - Dollar Ruby PSK
Start Date: 10/28/2022 Drawn by: AS Account Rep: Angela DeZuzio
582 Fairfield Road T. 973.633.5757 email: signs@butlersignco.com
Wayne, NJ 07470 F. 973.633.7449 www.butlersignco.com

Revision:



Rev. date	by	Notes
1		
2		
3		
4		
5		
6		

